
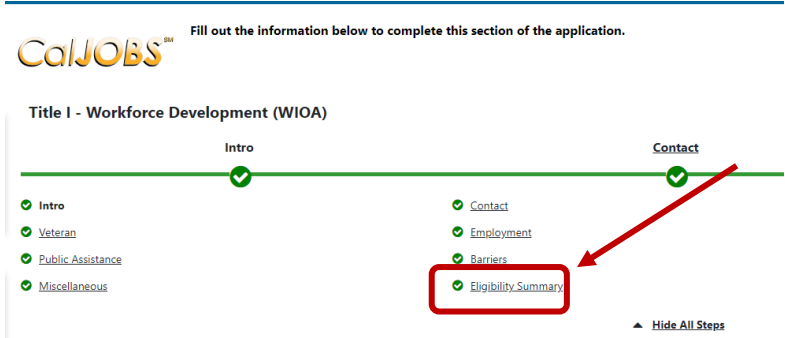



Eligibility Summary – Funding Code

Introduction

The following table provides instructions for adding specific funding codes in the eligibility summary page of the WIOA Application in CalJOBS.

Step	Action
1	Access the Programs section of the Case Management Profile .
2	<p>Scroll to WIOA Application and select the pencil to Edit Application Using Wizard.</p> 
3	<p>Click on Eligibility Summary.</p> 
4	<p>Scroll down and select Local Funded Grants.</p> 
5	<p>Scroll down to the Grants section and under Select from the list of available grants. Click Add for the 901 Homeless Transitional Employment Program.</p> 